

WOOD

Collection

DOORS




LEPAGE
MILLWORK



CONTENTS

Why Lepage	3
DOORS	
Entry	4
French	6
Patio	8
Balcony	10
Bi Fold	12
Lift & Slide	14
Configurations	16
Warranty	17
Thinking green	19



OPENING THE DOOR TO A WORLD OF POSSIBILITIES

Since the acquisition in 2001, Lepage has been expanding its production facilities, manufacturing equipment and the product range itself. Innovative window and door designs, state-of-the-art milling and manufacturing equipment along with an experienced and dedicated team have enabled us to grow our business in both Canada and the United States.

Our philosophy of being a custom production shop has allowed customers the flexibility they want to design the windows and doors they need for their homes and projects.

At Lepage we strive to meet and exceed your expectations.

Guy Bonneville
President, CEO

ENTRY DOORS

AN ELEGANT “WELCOME”

The entrance door is the culmination of a home’s architectural voice. They finish the exterior and begin the interior experience. For this reason, Lepage entrance doors offer almost unlimited design styles. No matter what the architectural style, Lepage entrance doors give voice to an elegant “Welcome”.



1



2



3



4

FEATURES

1. Classic designs available in both 1 3/4" or 2 1/4" thick mahogany.
2. Main entry doors with transoms and/or sidelites.
3. Contemporary designs in countless panel and light configurations.
4. Standard or custom sizes and arch top designs.

FRENCH DOORS

THE INS AND OUTS OF ELEGANCE

Step into a world of ageless appeal, dependable protection and extreme durability that makes time seem to stand still. Design or transform your entryway into a classic entrance that will welcome your guests in an unparalleled way.



FEATURES

1. 1 3/4" or 2 1/4" panel thickness with standard 3 5/8", 5" and/or 9" stiles and rails.
2. Wood or aluminum clad storm/screen combination doors.
3. Available with SDL and sash profiles to match the Lepage window products.
4. Wide variety of hardware options.
5. Country style designs with many SDL profile options.



PATIO DOORS

SLIDE INTO THE FUTURE

A perfect complement to any room design, this patio door provides effortless operation and unsurpassed security. Take advantage of its classic lines and pure design to enhance your home's appeal.



1



2



3



5

FEATURES

1. 1 3/4" or 2 1/4" panel thickness with standard 3 5/8", 5" and/or 9" stiles and rails.
2. Wood or aluminum clad with an extensive selection of SDL light cut designs.
3. Hardware available in 6 finishes.
4. Two, three and four-wide panel configurations.
5. Available with transoms and/or separate sidelites.



4

BALCONY DOORS

SUPERIOR QUALITY, INSIDE AND OUT

Discover the authentic look of our solid wood balcony doors. With a traditional design, it offers a solid core construction providing charm and stability. Our beautiful balcony doors will add distinction and an upscale look to your home.



1



2



3



4



5

FEATURES

1. Narrow 3" stiles and rails.
2. Transoms in many different shapes.
3. Available with or without panels.
4. Safe and secure design with interior hardware.
5. Classic or Rustic hardware options.

BI-FOLD DOORS

ONE LARGE OPENING

Sophisticated and practical, the Lepage Bi-Fold Door can go as wide as 24' and configured from three to eight panels wide. You can choose to have it with aluminum clad or natural wood. This large Bi-Fold Door can be opened with ease and is perfect for making any room look larger. One large opening to bring the outside in with a breathtaking view.



1



2



3



4

FEATURES

1. 1 3/4" or 2 1/4" panel thickness with standard 3 5/8", 5" and/or 9" stiles and rails.
2. Wood or aluminum clad exteriors.
3. Wide variety of operational configurations.
4. Available with easy operation folding screen.

LIFT AND SLIDE DOORS

MORE OPENINGS, MORE VALUE

With this door, your view will be exceptional and you will have more light than you've ever expected. The Lift and Slide Patio Door is characterized by its exceptional ease of operation and extremely large panel sizes. When the carrier system is activated, it lifts the panels on a track allowing the panels to slide easily.



FEATURES

1. Large panels that move easily with sophisticated hardware.
2. Wood or aluminum clad exteriors.
3. Hardware available in 4 finishes.
4. 3 5/8", 5" and/or 9" stile and rail.

CONFIGURATIONS


MANY OTHER WAYS TO IMAGINE A WOOD DOOR.

The expertise and creativity at Lepage gives you the opportunity to choose among countless models and configurations of wood doors. You will find below some of the most popular.

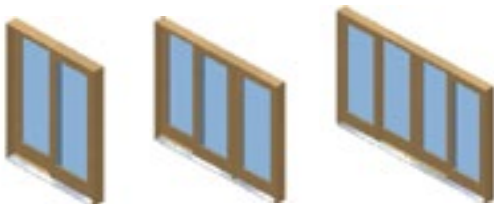
ENTRY DOOR



FRENCH DOOR



PATIO DOOR




BALCONY DOOR



BI FOLD DOOR



LIFT & SLIDE DOOR



LEPAGE MILLWORK'S WARRANTY

Lepage Millwork offers a warranty that meets your expectations. It provides up to 20 years on selected product components. It reflects the quality of our products and confirms the value of your purchases.
For more information, please visit our web site or ask your local dealer.

LEPAGE MILLWORK'S WARRANTY



Environmentally conscious, Lepage Millwork offers Energy Star products. Energy Star is the international symbol of excellence in energy efficiency. Products that have identification have had severe prescribed procedures, demonstrating that they meet or exceed the standards in this area without offering a lower performance.

Lepage is proud to be certified with the NFRC program which is a non-profit organization that administers the only uniform, independent rating and labeling system for the energy performance of windows, doors, skylights, and attachment products. The NFRC goal is to provide fair, accurate, and reliable energy performance ratings.

* Depending on the options selected, our products can meet the eligibility criteria for Energy Star for your area.

THINKING GREEN

OVER THE YEARS, LEPAGE MILLWORK HAS BEEN MOVING FORWARD IN A MORE ENVIRONMENTALLY DIRECTION. 100% of all wood waste in the manufacturing of our products is used to generate heat and steam for our productions facilities. All cardboard, paper, plastic, aluminum scrap and glass are sent to the proper recyclers.

Our paints, stains and sealers are made with water based formulas which is less harmful to environment. Product delivery schedules are thoroughly planned in order to maximize the space in each delivery truck minimizing the amount of trips made. Production supplies are purchased in bulk from vendors that are located close to the facilities to limit the distribution distance. Thinking green encompasses our entire company and as we move into the future we will contribute to a cleaner environment and a cleaner world.



141, chemin des Raymond, C.P. 1298
Rivière-du-Loup (Québec) G5R 4L9 Canada
☎ 418 862-2611 / 1 800 463-1367
☎ 418 862-2391 / 1 866 551-2391

www.lepagemillwork.com
headoffice@lepagemillwork.com

RBQ-8281-8832-34
Made in Canada. 10/2015