



Explore the possibilities

With Lepage Millwork's Double and Single
Hung Windows

LEPAGE
MILLWORK



Discover our wide range of wood and aluminum-clad double hung windows. Explore the variety of unique shapes, sizes and configurations that strike a balance between functionality and design.

Lepage has one of the most comprehensive double-hung programs in the industry, offering a variety of balance systems, customization, hardware, and paint and stain finishes, in standard and non-standard options that few can match.

LEPAGE'S FAMILY OF DOUBLE HUNG WINDOWS



H-100

Single or double hung

- › Maximum size 48" x 84" (1219mm x 2134mm)
- › Double insulating glass only
Includes tilt function sashes
Utilizes 1 3/4" sashes.



XL

Single, double or triple hung

- › XL-100 - 66" x 152" (1676mm x 3860mm)
- › 1 3/4" non-tilting sashes.
Double insulating glass only
Single glazed also available
- › XL-200 - 66" x 152" (1676mm x 3160mm)
- › 2 1/4" non-tilting sashes
Double or triple insulating glass

Top performing DH.



WEIGHT AND CHAIN

Single, double or triple hung

- › 66" x 152" (1676mm x 3160mm)
- › Utilizes 1 3/4" or 2 1/4" sashes
PHELPS hardware throughout
Double or triple insulating glass
(triple in 2 1/4" sash only).

EXPLORE A MULTITUDE OF AVAILABLE SHAPES, SIZES, AND CONFIGURATIONS!



CAMBERED TOP HUNG

Cambered tops also available
in aluminum-clad versions




TRIPLE HUNG IN W&C OR XL BALANCE

Triple hung options for both XL hungs
and weight and chain hungs

OTHER VARIATIONS



Variation 5
Exterior view



Variation 6
Exterior view/Interior view

LEPAGE DOUBLE HUNG WINDOW ADVANTAGES

- › All frames and sashes made with **solid wood components** on XL and Weight & Chain.
- › Option with **clad-sash** and **wood frames**.
- › Fully **customizable overlap** of exterior casings.
- › **Sill options** to recreate many historical and more contemporary styles.
- › Multiple options for **high-quality screens**, including aluminium, extruded aluminum or wood.
- › Many **different species of wood** including, Mahogany, Red Grandis™ and Doug Fir exteriors with White Oak, Walnut, Cherry and Maple on the interior.
- › Possibility to **combine two species** (Mahogany exterior/ White Oak interior or Red Grandis™ exterior/ White Oak interior).
- › Possibility to **combine two colors** (exterior paint/ interior stain or two different paint colors for interior and exterior).
- › Extended warranty.

AVAILABLE OPTIONS

› Sash depth 1 ¾ or 2 ¼, aluminum-clad or natural

› Triple glazed, IZ3 and acoustic glass compositions available.

› Stud pockets, space mulls, and tight mull assemblies available with continuous sills and factory applied casings.

› Various SDL shapes such as rectangular, diamond, radius, gothic or others customizable shapes

› Standard or prestige sash limiters (with hardware-matched finish)

› Lead coming and/or Stained glass available

› Deeper interior SDL, including Davis, Hudson or customized for 2 ¼ sash



› Prestige Hardware (multiple finishes)




› Historical Sills



› Curved glass and SDL



› TDL



RED GRANDIS™ (EUCALYPTUS) OUR FLAGSHIP WOOD SPECIES

› FSC Certification®



The mark of
responsible forestry
FSC® C191816


Lepage Millwork



The mark of
responsible forestry
FSC® C020034

Urufor

› Hard and consistent grain



› Increased durability compared to Pine or Douglas fir

› High bond with both paint and/or stained finishes

› Highly attractive alternative to mahogany for an exterior wood product